

Project: Rua do Passadiço 55, Lisboa

Report Number: Passadiço - 28



YAO TENG FGI
Property Development

施工進度報告

月度報告 2024 年 8 月

建築商 NS Reformas, Construcción Y Trading S.L.Uz

當前進程

工程概述

1. 完成地面保溫並開始安裝鋪裝
2. 完成陽台磁磚的鋪設
3. 開始安裝馬桶
4. 組裝樓梯
5. 繼續對立面進行粉刷和裝飾

工程照片



Project: Rua do Passadiço 55, Lisboa

Report Number: Passadiço - 28




YAO TENG FGI
Property Development









Project: Rua do Passadiço 55, Lisboa

Report Number: Passadiço - 28





YAO TENG FGI
Property Development

正如上一份報告所述，施工團隊的重點是地板準備。8月，他們繼續進行一樓保溫工作，完成了該專案所有公寓的地板保溫安裝。隨後，他們開始為三樓公寓安裝人行道。









同時，施工隊也持續貼上陽台的磁磚，並於 8 月完工。






Project: Rua do Passadiço 55, Lisboa

Report Number: Passadiço - 28



YAO TENG FGI
Property Development





施工團隊在浴室區域的工作也取得了進展。成功鋪設所有浴室牆壁後，他們開始安裝衛浴設備，確保每個單位都符合專案的品質標準和規格。

Project: Rua do Passadiço 55, Lisboa

Report Number: Passadiço - 28



YAO TENG FGI
Property Development



Project: Rua do Passadiço 55, Lisboa

Report Number: Passadiço - 28



YAO TENG FGI
Property Development





Project: Rua do Passadiço 55, Lisboa

Report Number: Passadiço - 28



YAO TENG FGI
Property Development




Project: Rua do Passadiço 55, Lisboa

Report Number: Passadiço - 28



YAO TENG FGI
Property Development



Project: Rua do Passadiço 55, Lisboa

Report Number: Passadiço - 28



YAO TENG FGI
Property Development



Project: Rua do Passadiço 55, Lisboa

Report Number: Passadiço - 28



YAO TENG FGI
Property Development



Project: Rua do Passadiço 55, Lisboa

Report Number: Passadiço - 28



YAO TENG FGI
Property Development

此外，樓梯安裝工作整個八月都在進行中。施工團隊負責公寓內和公共區域的樓梯組裝工作，逐步完成安裝，確保安全和品質。











油漆工作於八月取得進展，特別關注外觀。施工團隊完成了外牆的粉刷工作，並在屋簷下安裝了陶瓷裝飾，使用傳統的屋頂瓦材料增強了美感。隨後，他們小心翼翼地拆除了鷹架。同時，內牆的粉刷工作仍在按計劃進行。