

Project: Rua do Passadiço 55, Lisboa

Report Number: Passadiço - 28



YAO TENG FGI  
Property Development

## 施工进度报告

月度报告 2024 年 8 月

建筑商 NS Reformas, Construcción Y Trading S.L.Uz

### 当前进程

工程概述

1. 完成地面保温并开始安装铺装
2. 完成阳台磁砖的铺设
3. 开始安装马桶
4. 组装楼梯
5. 继续对立面进行粉刷和装饰

### 工程照片



**Project:** Rua do Passadiço 55, Lisboa

**Report Number:** Passadiço - 28





**YAO TENG FGI**  
Property Development











**Project:** Rua do Passadiço 55, Lisboa

**Report Number:** Passadiço - 28



**YAO TENG FGI**  
Property Development

正如上一份报告所述，施工团队的重点是地板准备。8月，他们继续进行一楼保温工作，完成了该项目所有公寓的地板保温安装。随后，他们开始为三楼公寓安装人行道。





**Project:** Rua do Passadiço 55, Lisboa



**Report Number:** Passadiço - 28



**YAO TENG FGI**  
Property Development











同时，施工队也持续贴上阳台的磁砖，并于 8 月完工。







**Project:** Rua do Passadiço 55, Lisboa


**Report Number:** Passadiço - 28



**YAO TENG FGI**  
Property Development







施工团队在浴室区域的工作也取得了进展。成功铺设所有浴室墙壁后，他们开始安装卫浴设备，确保每个单位都符合项目的质量标准和规格。

**Project:** Rua do Passadiço 55, Lisboa

**Report Number:** Passadiço - 28



**YAO TENG FGI**  
Property Development





**Project:** Rua do Passadiço 55, Lisboa

**Report Number:** Passadiço - 28



**YAO TENG FGI**  
Property Development







**Project:** Rua do Passadiço 55, Lisboa

**Report Number:** Passadiço - 28



**YAO TENG FGI**  
Property Development




**Project:** Rua do Passadiço 55, Lisboa

**Report Number:** Passadiço - 28



**YAO TENG FGI**  
Property Development





**Project:** Rua do Passadiço 55, Lisboa

**Report Number:** Passadiço - 28



**YAO TENG FGI**  
Property Development



**Project:** Rua do Passadiço 55, Lisboa

**Report Number:** Passadiço - 28



**YAO TENG FGI**  
Property Development





**Project:** Rua do Passadiço 55, Lisboa

**Report Number:** Passadiço - 28



**YAO TENG FGI**  
Property Development

此外，楼梯安装工作整个八月都在进行中。施工团队负责公寓内和公共区域的楼梯组装工作，逐步完成安装，确保安全和质量。

















油漆工作于八月取得进展，特别关注外观。施工团队完成了外墙的粉刷工作，并在屋檐下安装了陶瓷装饰，使用传统的屋顶瓦材料增强了美感。随后，他们小心翼翼地拆除了鹰架。同时，内墙的粉刷工作仍在按计划进行。