

Project: Rua Nova do Loureiro 43-45, Lisboa

Report Number: Laurel - 28



YAO TENG FGI
Property Development

Construction Progress Report

Monthly Period Reporting

Start: Monday, 01 July 2024 End: Wednesday, 31 July 2024

Builder


LADRILLO S.A - Construção, Remodelações e Projecto

Current Process

Description of work

1. Continue insulation placing
2. Start to place gypsum boards
3. Place backplates on floors
4. Place windows
5. Continue zinc cladding
6. Remove the existing staircases

Process Photos











As outlined in the June report, the construction team was installing insulation within the interior walls on the 1st and 2nd floors. In July, they continued this work, placing insulation in the walls on the ground floor and 3rd floor. Once the infrastructure and insulation were enclosed with the second layer of wood paneling, they began installing gypsum boards on both the interior and exterior walls of the 1st floor.








Additionally, they began installing backplates on the floors of the kitchen and bathroom areas of the apartments. This backplate serves as an extra layer beneath the visible surface, forming part of the subfloor structure. It helps to provide stability, prevent tile cracking , level the surface and reduce sounds.








As noted in the previous report, a portion of the custom windows has been produced and delivered to the site at the beginning of July. The construction team has since started installing the windows in the apartments on the ground floor and 3rd floor.





Following the work in June, the builders continually progressed with zinc cladding and roof tiling on the street-facing side, as well as placing insulation on the facade.





In July, the construction team began dismantling the existing wooden staircase. At the same time, they removed the old plaster from the existing walls and applied reinforced plaster. Afterward, they proceeded to level the walls.